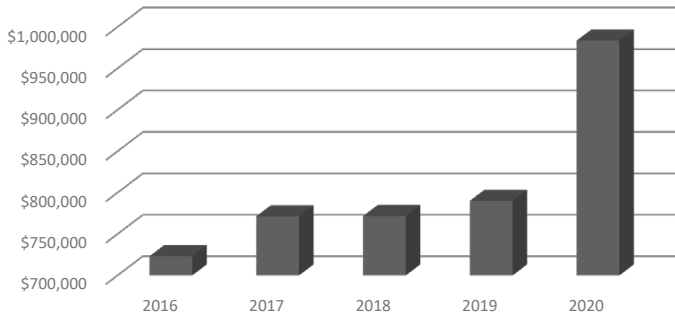
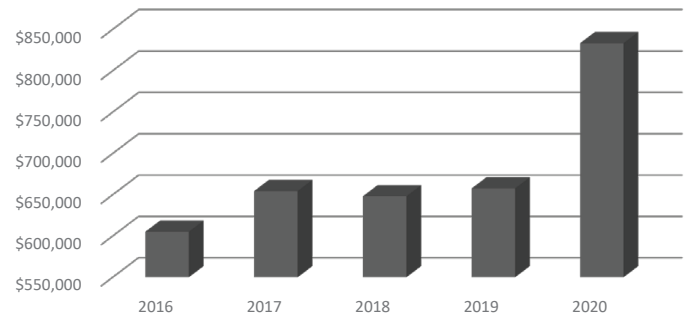


## 2020 FINANCIAL HIGHLIGHTS (dollars in thousands)

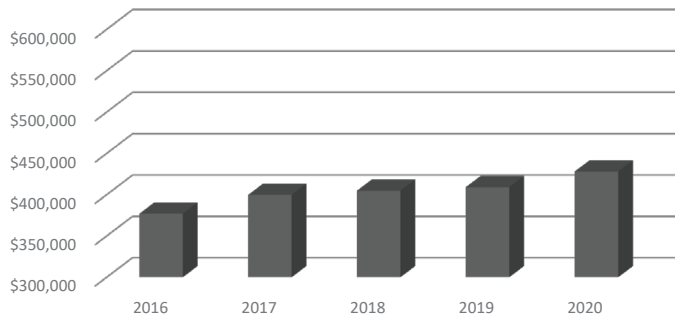
**Total Assets**



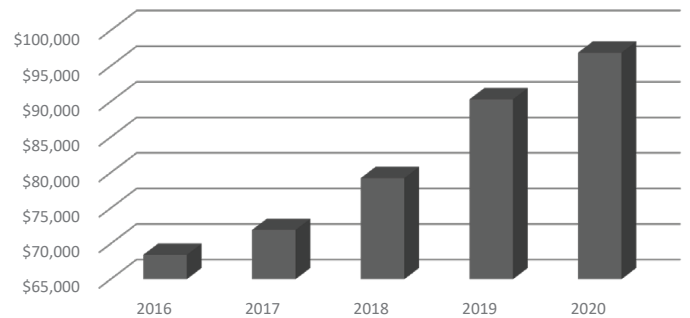
**Total Deposits**



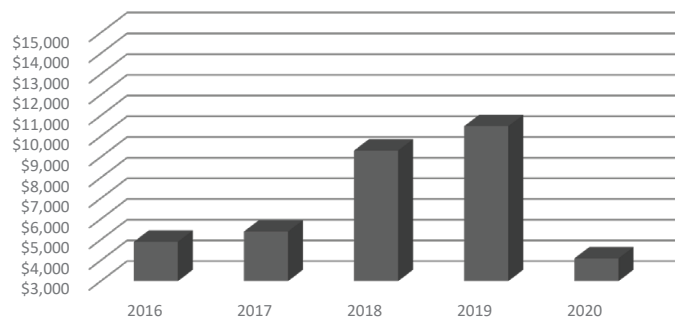
**Total Loans (net)**



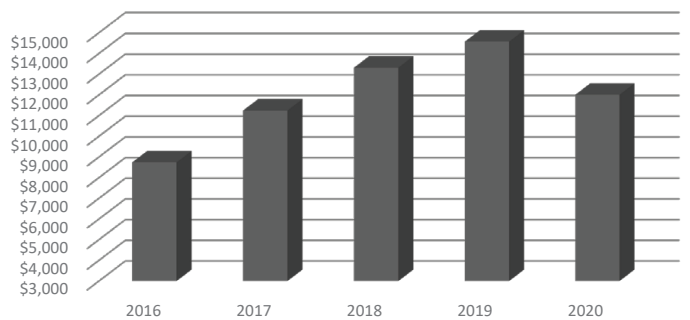
**Shareholders' Equity**



**Net Income**



**Net Income (Pre-Tax, Pre-Provision)**



CONSOLIDATED	2016	2017	2018	2019	2020
Total Assets	\$723,262	\$771,488	\$771,791	\$790,179	\$983,607
Total Deposits	\$605,240	\$654,542	\$648,252	\$657,760	\$833,347
Total Loans (net)	\$376,915	\$399,781	\$404,892	\$409,133	\$428,092
Shareholders' Equity	\$68,441	\$71,944	\$79,241	\$90,327	\$96,881
Net Income	\$4,905	\$5,399	\$9,314	\$10,490	\$4,102
Net Income, (Pre-Tax, Pre-Provision)	\$8,743	\$11,248	\$13,318	\$14,575	\$12,010