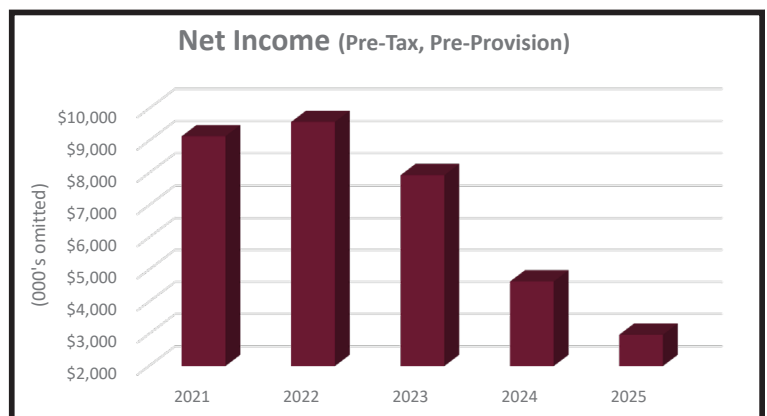
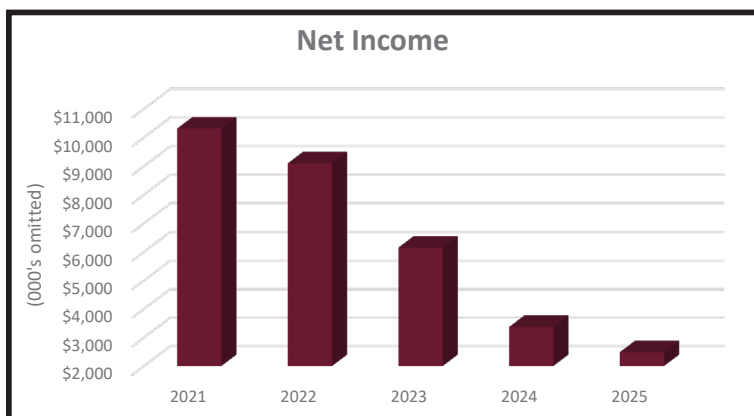
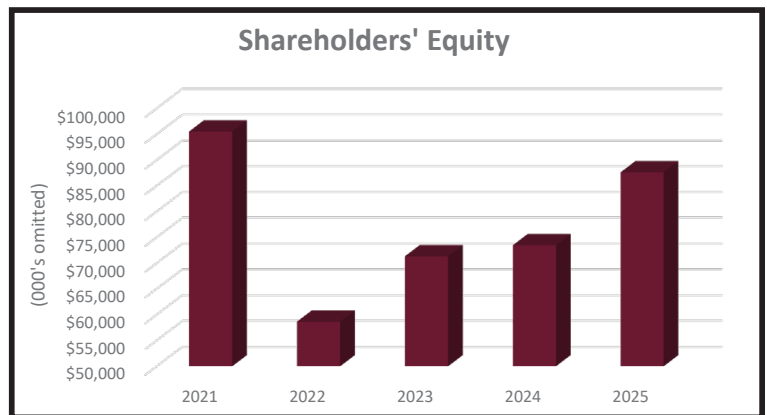
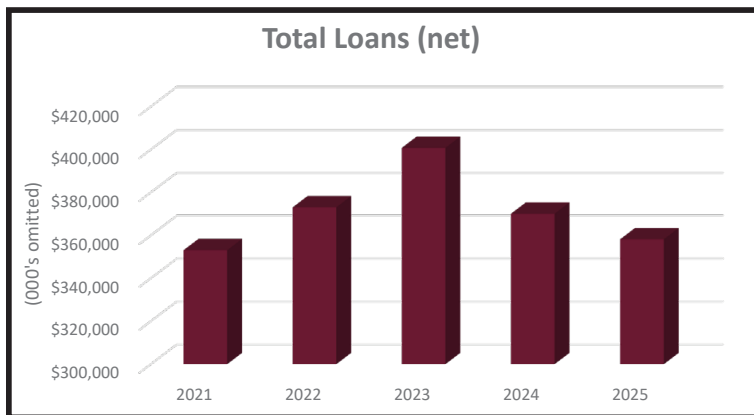
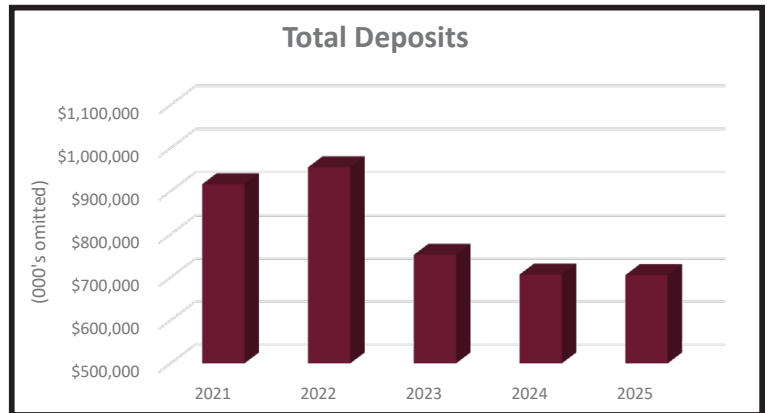
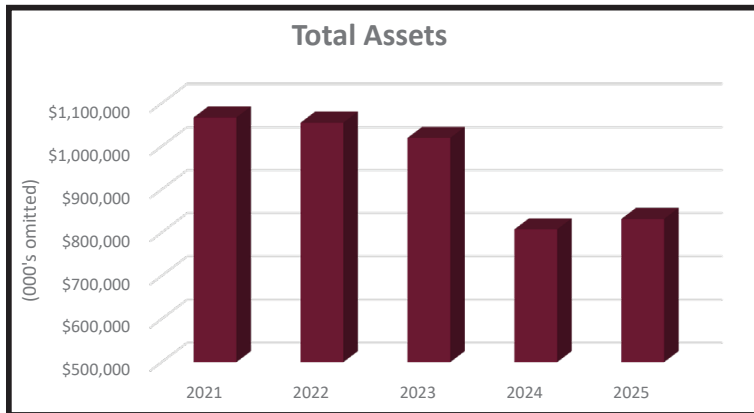


## 2025 FINANCIAL HIGHLIGHTS

(in thousands)



CONSOLIDATED	2021	2022	2023	2024	2025
Total Assets	\$1,067,265	\$1,055,153	\$1,019,726	\$807,493	\$831,732
Total Deposits	\$916,445	\$955,728	\$752,418	\$706,980	\$705,564
Total Loans (net)	\$353,119	\$373,058	\$400,803	\$370,075	\$358,200
Shareholders' Equity	\$95,522	\$58,658	\$71,341	\$73,485	\$87,630
Net Income	\$10,315	\$9,102	\$6,154	\$3,373	\$2,488
Net Income, (Pre-Tax, Pre-Provision)	\$9,144	\$9,589	\$7,938	\$4,636	\$2,979