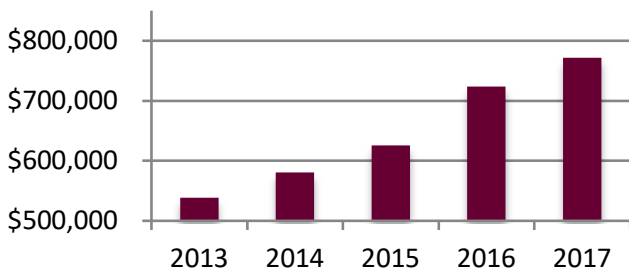
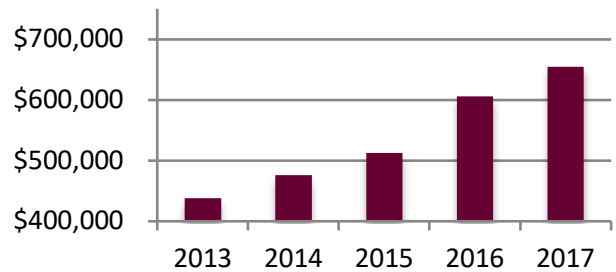


2017 FINANCIAL HIGHLIGHTS (dollars in thousands)

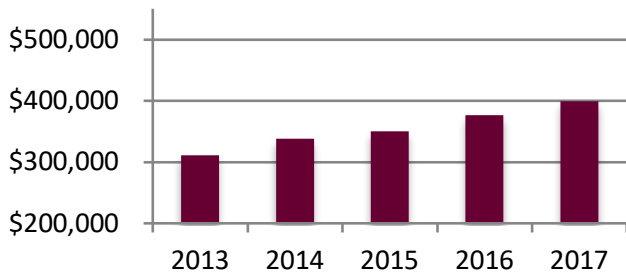
Total Assets



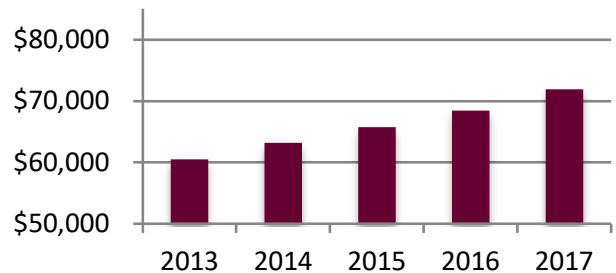
Total Deposits



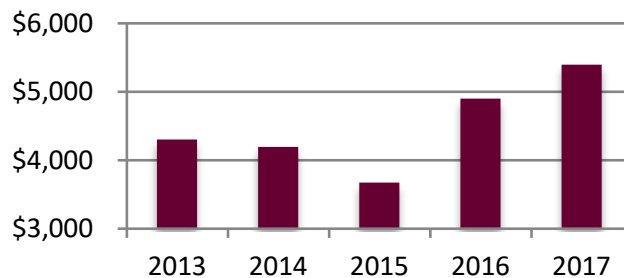
Total Loans



Shareholders' Equity



Net Income



Consolidated	2013	2014	2015	2016	2017
Total Assets	\$ 537,860	\$ 579,880	\$ 625,050	\$ 723,262	\$ 771,488
Total Deposits	\$ 437,071	\$ 474,828	\$ 511,628	\$ 605,240	\$ 654,542
Total Loan (net)	\$ 311,827	\$ 338,500	\$ 350,852	\$ 376,915	\$ 399,781
Shareholders' Equity	\$ 60,461	\$ 63,163	\$ 65,719	\$ 68,441	\$ 71,944
Net Income	\$ 4,306	\$ 4,198	\$ 3,677	\$ 4,905	\$ 5,399