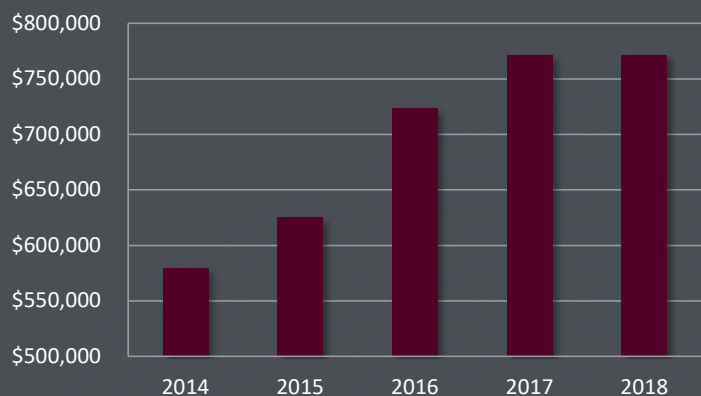
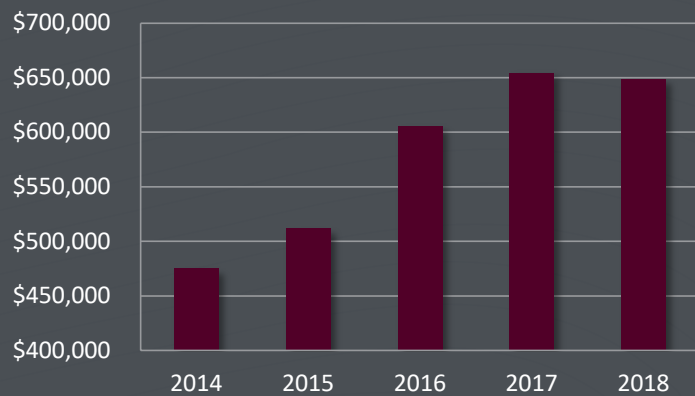


Consolidated	2014	2015	2016	2017	2018
Total Assets	\$ 579,880	\$ 625,050	\$ 723,262	\$ 771,488	\$ 771,791
Total Deposits	\$ 474,828	\$ 511,628	\$ 605,240	\$ 654,542	\$ 648,252
Total Loans (net)	\$ 338,500	\$ 350,852	\$ 376,915	\$ 399,781	\$ 404,892
Shareholders' Equity	\$ 63,163	\$ 65,719	\$ 68,441	\$ 71,944	\$ 79,241
Net Income	\$ 4,198	\$ 3,677	\$ 4,905	\$ 5,399	\$ 9,314

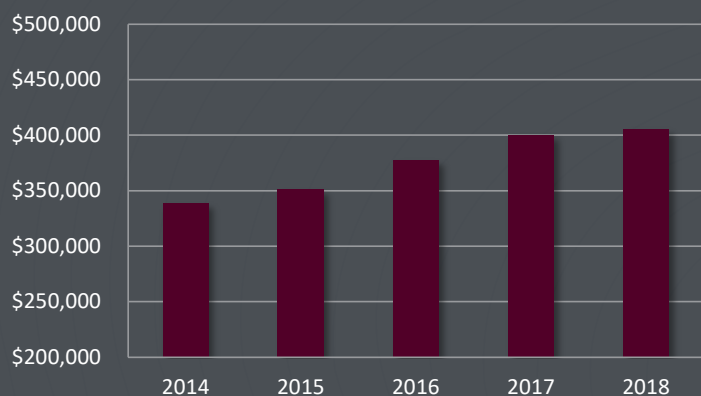
Total Assets



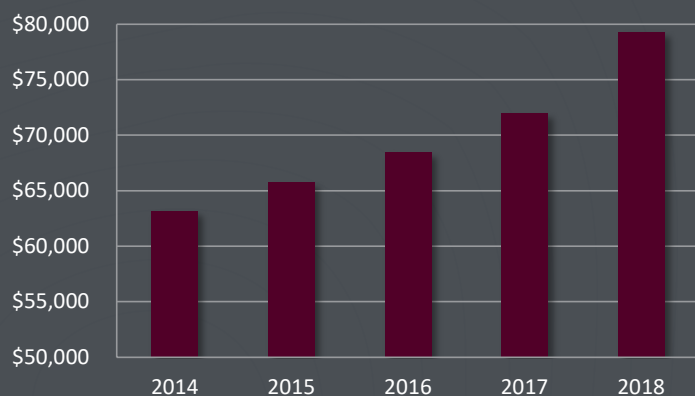
Total Deposits



Total Loans (net)



Shareholders' Equity



Net Income

